

# COMPETITION

# Sidekick

INFORMATION TO MAKE YOUR SHOOTING HORSE EXPERIENCE THE BEST



## BARREL BASICS *by Kenda Lenseigne*

Turning the barrel properly in a mounted shooting stage can mean the difference between winning the stage and losing a lot of time. Reigning World Champion Kenda Lenseigne shows us how to turn a barrel correctly:

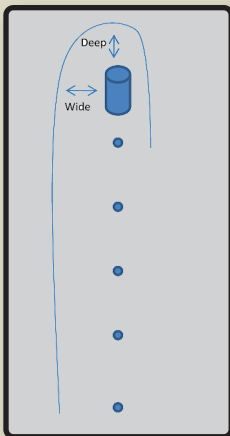
**Keep your eyes looking forward and ahead. Don't look at the barrel** as you near it or subconsciously you will turn your horse directly into it.

**Give your horse a pocket as you approach the barrel.** This means that the horse must enter the turn wide to come out of the turn in line to shoot the rundown balloons.

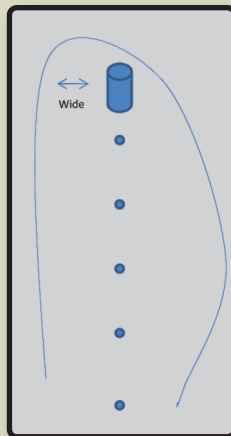
**To make a turn efficiently, the horse must be "rated."** Rating means slowing the horse down to allow him to collect and make the turn. This is the same concept as letting off the gas pedal before making a turn in a car.

**At the apex of the turn, it is important to gently release the rein pressure** so we do not "over steer" our horses, especially because we are not turning a full 360 degree. We can use driving a car again as an example: a driver must release the steering wheel allowing the wheels to straighten out as the turn is completed.

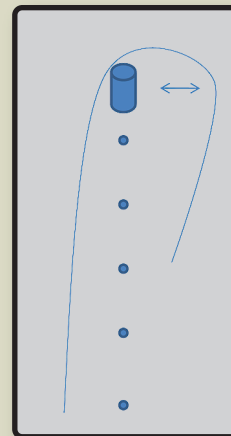
**The apex of the turn is also the point where the "rate" is released,** and the horse can accelerate effectively.



**Correct:** Pocket is wide and deep, enabling the horse to stay off the barrel and accelerate out of the turn in a straight line for the rundown.



**Incorrect:** Although the turn starts correctly with the pocket wide, it is not deep. Therefore the rundown line is not straight and time is lost, or a barrel would be hit on the top side of the turn.



**Incorrect:** Pocket is neither wide nor deep. This barrel would likely be hit, and the rundown balloons more difficult to shoot.